

Write your name here

Surname

Other names

**Pearson Edexcel**  
**Level 3 GCE**

Centre Number

--	--	--	--	--

Candidate Number

--	--	--	--	--

# Mathematics

**Advanced**

**Paper 1: Pure Mathematics 1**

Sample Assessment Material for first teaching September 2017

**Time: 2 hours**

Paper Reference

**9MA0/01**

**You must have:**

Mathematical Formulae and Statistical Tables, calculator

Total Marks

--

**Candidates may use any calculator permitted by Pearson regulations. Calculators must not have the facility for algebraic manipulation, differentiation and integration, or have retrievable mathematical formulae stored in them.**

## Instructions

- Use **black** ink or ball-point pen.
- If pencil is used for diagrams/sketches/graphs it must be dark (HB or B).
- **Fill in the boxes** at the top of this page with your name, centre number and candidate number.
- Answer **all** questions and ensure that your answers to parts of questions are clearly labelled.
- Answer the questions in the spaces provided  
– *there may be more space than you need.*
- You should show sufficient working to make your methods clear. Answers without working may not gain full credit.
- Answers should be given to three significant figures unless otherwise stated.

## Information

- A booklet 'Mathematical Formulae and Statistical Tables' is provided.
- There are 15 questions in this question paper. The total mark for this paper is 100.
- The marks for **each** question are shown in brackets  
– *use this as a guide as to how much time to spend on each question.*

## Advice

- Read each question carefully before you start to answer it.
- Try to answer every question.
- Check your answers if you have time at the end.
- If you change your mind about an answer cross it out and put your new answer and any working out underneath.

Turn over ►

S54259A

©2017 Pearson Education Ltd.

1/1/1/1/1/1/



Pearson









4. Given that  $a$  is a positive constant and

$$\int_a^{2a} \frac{t+1}{t} dt = \ln 7$$

show that  $a = \ln k$ , where  $k$  is a constant to be found.

(4)

DO NOT WRITE IN THIS AREA

DO NOT WRITE IN THIS AREA

DO NOT WRITE IN THIS AREA

**(Total for Question 4 is 4 marks)**



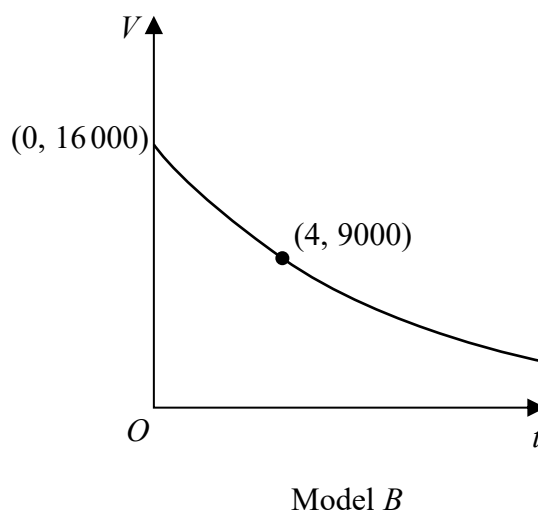
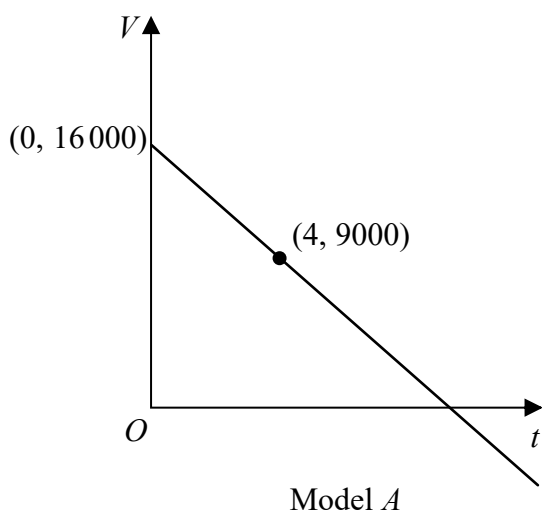
6. A company plans to extract oil from an oil field.

The daily volume of oil  $V$ , measured in barrels that the company will extract from this oil field depends upon the time,  $t$  years, after the start of drilling.

The company decides to use a model to estimate the daily volume of oil that will be extracted. The model includes the following assumptions:

- The initial daily volume of oil extracted from the oil field will be 16 000 barrels.
- The daily volume of oil that will be extracted exactly 4 years after the start of drilling will be 9 000 barrels.
- The daily volume of oil extracted will decrease over time.

The diagram below shows the graphs of two possible models.



- (a) (i) Use model  $A$  to estimate the daily volume of oil that will be extracted exactly 3 years after the start of drilling.
- (ii) Write down a limitation of using model  $A$ . (2)
- (b) (i) Using an exponential model and the information given in the question, find a possible equation for model  $B$ .
- (ii) Using your answer to (b)(i) estimate the daily volume of oil that will be extracted exactly 3 years after the start of drilling. (5)

---

---

---

---

---

---

---

---

---

---





7.

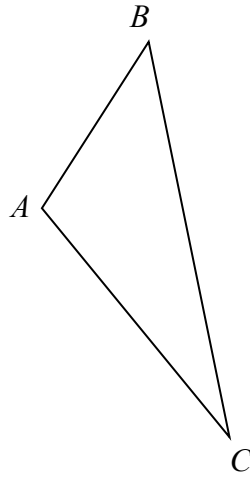


Figure 2

Figure 2 shows a sketch of a triangle  $ABC$ .

Given  $\vec{AB} = 2\mathbf{i} + 3\mathbf{j} + \mathbf{k}$  and  $\vec{BC} = \mathbf{i} - 9\mathbf{j} + 3\mathbf{k}$ ,

show that  $\angle BAC = 105.9^\circ$  to one decimal place.

(5)

DO NOT WRITE IN THIS AREA

DO NOT WRITE IN THIS AREA

DO NOT WRITE IN THIS AREA











11. An archer shoots an arrow.

The height,  $H$  metres, of the arrow above the ground is modelled by the formula

$$H = 1.8 + 0.4d - 0.002d^2, \quad d \geq 0$$

where  $d$  is the horizontal distance of the arrow from the archer, measured in metres.

Given that the arrow travels in a vertical plane until it hits the ground,

(a) find the horizontal distance travelled by the arrow, as given by this model. (3)

(b) With reference to the model, interpret the significance of the constant 1.8 in the formula. (1)

(c) Write  $1.8 + 0.4d - 0.002d^2$  in the form

$$A - B(d - C)^2$$

where  $A$ ,  $B$  and  $C$  are constants to be found. (3)

It is decided that the model should be adapted for a different archer.

The adapted formula for this archer is

$$H = 2.1 + 0.4d - 0.002d^2, \quad d \geq 0$$

Hence or otherwise, find, for the adapted model

- (d) (i) the maximum height of the arrow above the ground.  
 (ii) the horizontal distance, from the archer, of the arrow when it is at its maximum height. (2)

---

---

---

---

---

---

---

---

---

---

---

---

---

---

---

---

---

---

---

---

---

---

---

---



**Question 11 continued**

DO NOT WRITE IN THIS AREA

DO NOT WRITE IN THIS AREA

DO NOT WRITE IN THIS AREA

(Total for Question 11 is 9 marks)

12. In a controlled experiment, the number of microbes,  $N$ , present in a culture  $T$  days after the start of the experiment were counted.

$N$  and  $T$  are expected to satisfy a relationship of the form

$$N = aT^b, \quad \text{where } a \text{ and } b \text{ are constants}$$

- (a) Show that this relationship can be expressed in the form

$$\log_{10} N = m \log_{10} T + c$$

giving  $m$  and  $c$  in terms of the constants  $a$  and/or  $b$ .

(2)

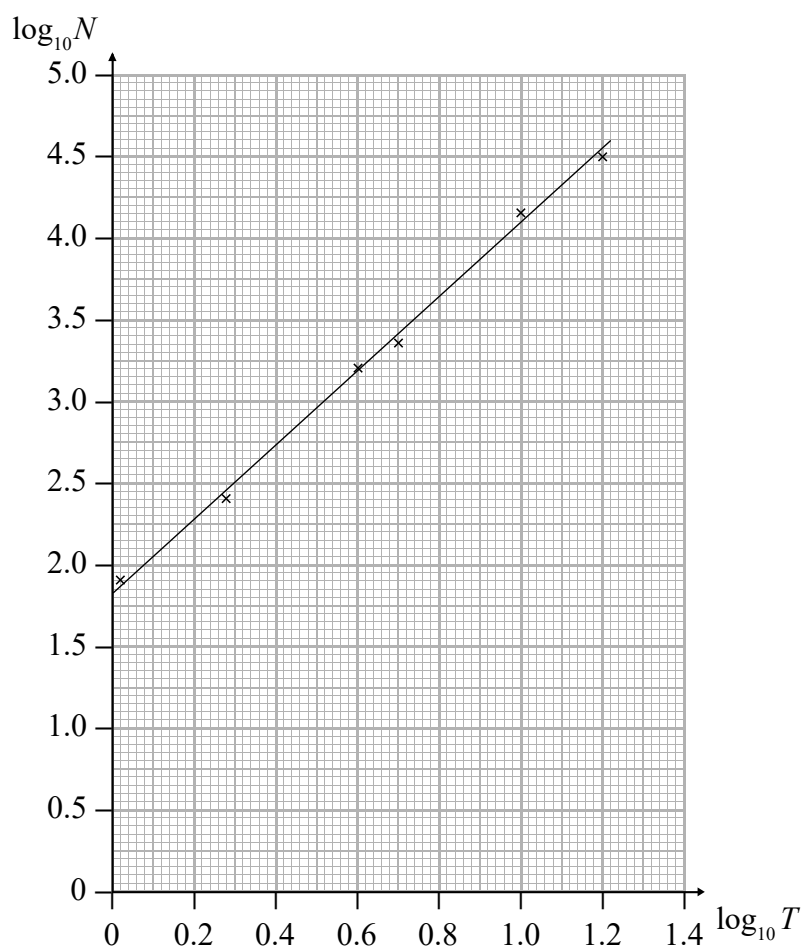


Figure 3

Figure 3 shows the line of best fit for values of  $\log_{10} N$  plotted against values of  $\log_{10} T$

- (b) Use the information provided to estimate the number of microbes present in the culture 3 days after the start of the experiment.
- (c) Explain why the information provided could not reliably be used to estimate the day when the number of microbes in the culture first exceeds 1 000 000.
- (d) With reference to the model, interpret the value of the constant  $a$ .

(4)

(2)

(1)



**Question 12 continued**

DO NOT WRITE IN THIS AREA

DO NOT WRITE IN THIS AREA

DO NOT WRITE IN THIS AREA



13. The curve  $C$  has parametric equations

$$x = 2 \cos t, \quad y = \sqrt{3} \cos 2t, \quad 0 \leq t \leq \pi$$

- (a) Find an expression for  $\frac{dy}{dx}$  in terms of  $t$ .

(2)

The point  $P$  lies on  $C$  where  $t = \frac{2\pi}{3}$

The line  $l$  is the normal to  $C$  at  $P$ .

- (b) Show that an equation for  $l$  is

$$2x - 2\sqrt{3}y - 1 = 0$$

(5)

The line  $l$  intersects the curve  $C$  again at the point  $Q$ .

- (c) Find the exact coordinates of  $Q$ .

You must show clearly how you obtained your answers.

(6)

---

---

---

---

---

---

---

---

---

---

---

---

---

---

---

---

---

---

---

---

---

---

---

---

---

---

---

**Question 13 continued**

DO NOT WRITE IN THIS AREA

DO NOT WRITE IN THIS AREA

DO NOT WRITE IN THIS AREA

Handwritten response area consisting of multiple horizontal lines.







14.

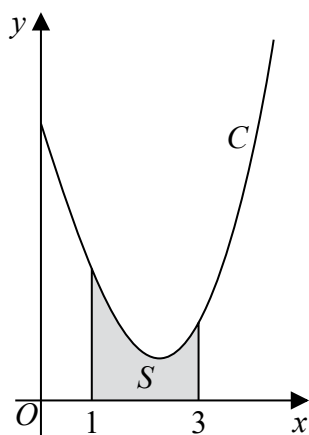


Figure 4

Figure 4 shows a sketch of part of the curve  $C$  with equation

$$y = \frac{x^2 \ln x}{3} - 2x + 5, \quad x > 0$$

The finite region  $S$ , shown shaded in Figure 4, is bounded by the curve  $C$ , the line with equation  $x = 1$ , the  $x$ -axis and the line with equation  $x = 3$

The table below shows corresponding values of  $x$  and  $y$  with the values of  $y$  given to 4 decimal places as appropriate.

$x$	1	1.5	2	2.5	3
$y$	3	2.3041	1.9242	1.9089	2.2958

- (a) Use the trapezium rule, with all the values of  $y$  in the table, to obtain an estimate for the area of  $S$ , giving your answer to 3 decimal places. (3)
- (b) Explain how the trapezium rule could be used to obtain a more accurate estimate for the area of  $S$ . (1)
- (c) Show that the exact area of  $S$  can be written in the form  $\frac{a}{b} + \ln c$ , where  $a$ ,  $b$  and  $c$  are integers to be found. (6)

*(In part c, solutions based entirely on graphical or numerical methods are not acceptable.)*

---



---



---



---



---



---



---



---

**Question 14 continued**

DO NOT WRITE IN THIS AREA

DO NOT WRITE IN THIS AREA

DO NOT WRITE IN THIS AREA

Lined area for writing the answer to Question 14.





15.

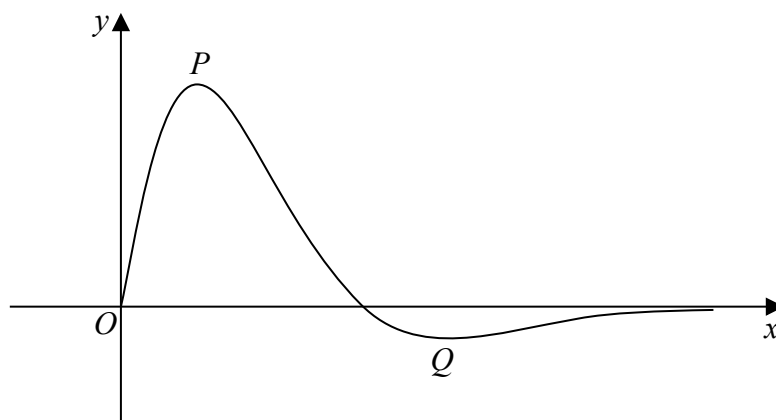


Figure 5

Figure 5 shows a sketch of the curve with equation  $y = f(x)$ , where

$$f(x) = \frac{4\sin 2x}{e^{\sqrt{2x}-1}}, \quad 0 \leq x \leq \pi$$

The curve has a maximum turning point at  $P$  and a minimum turning point at  $Q$  as shown in Figure 5.

(a) Show that the  $x$  coordinates of point  $P$  and point  $Q$  are solutions of the equation

$$\tan 2x = \sqrt{2} \quad (4)$$

(b) Using your answer to part (a), find the  $x$ -coordinate of the minimum turning point on the curve with equation

(i)  $y = f(2x)$ .

(ii)  $y = 3 - 2f(x)$ . (4)

**Question 15 continued**

**DO NOT WRITE IN THIS AREA**

**DO NOT WRITE IN THIS AREA**

**DO NOT WRITE IN THIS AREA**

Lined writing area for the answer.

**Question 15 continued**

Lined area for writing the answer to Question 15.

**(Total for Question 15 is 8 marks)**

**TOTAL FOR PAPER IS 100 MARKS**

DO NOT WRITE IN THIS AREA

DO NOT WRITE IN THIS AREA

DO NOT WRITE IN THIS AREA